



KYFE SAUNA

INSTRUCTION MANUAL



NOTICE: DO NOT DISCARD THIS MANUAL

This instruction manual contains IMPORTANT operating and maintenance instructions, and you have a duty to read, understand, and follow these instructions for safe operation of the product.

IF YOU DO NOT FOLLOW THESE INSTRUCTIONS AND THE SAFETY GUIDELINES CONTAINED IN THIS MANUAL EXACTLY, A FIRE MAY RESULT AND MAY CAUSE PROPERTY DAMAGE, PERSONAL INJURY, OR DEATH.

WARNING: HOT SURFACES!

- The furnace, carrying handles, chimney pipe, chimney hole cover, sauna rock holder, sauna rocks, and tent poles may be hot during operation and cool down. When hot, these items will cause burns. DO NOT TOUCH these items until they are cooled.
- CAREFULLY SUPERVISE users under the age of 18 when in or around the product and NEVER allow children to touch the product.
- WARN ALL adults and children that the product may be hot.
- High temperatures can ignite clothing, towels, drapery, or other combustible materials, and these materials must be kept away from the product.
- This product is for OUTDOOR USE ONLY.
- DO NOT LEAVE PRODUCT UNATTENDED WHILE IN USE.

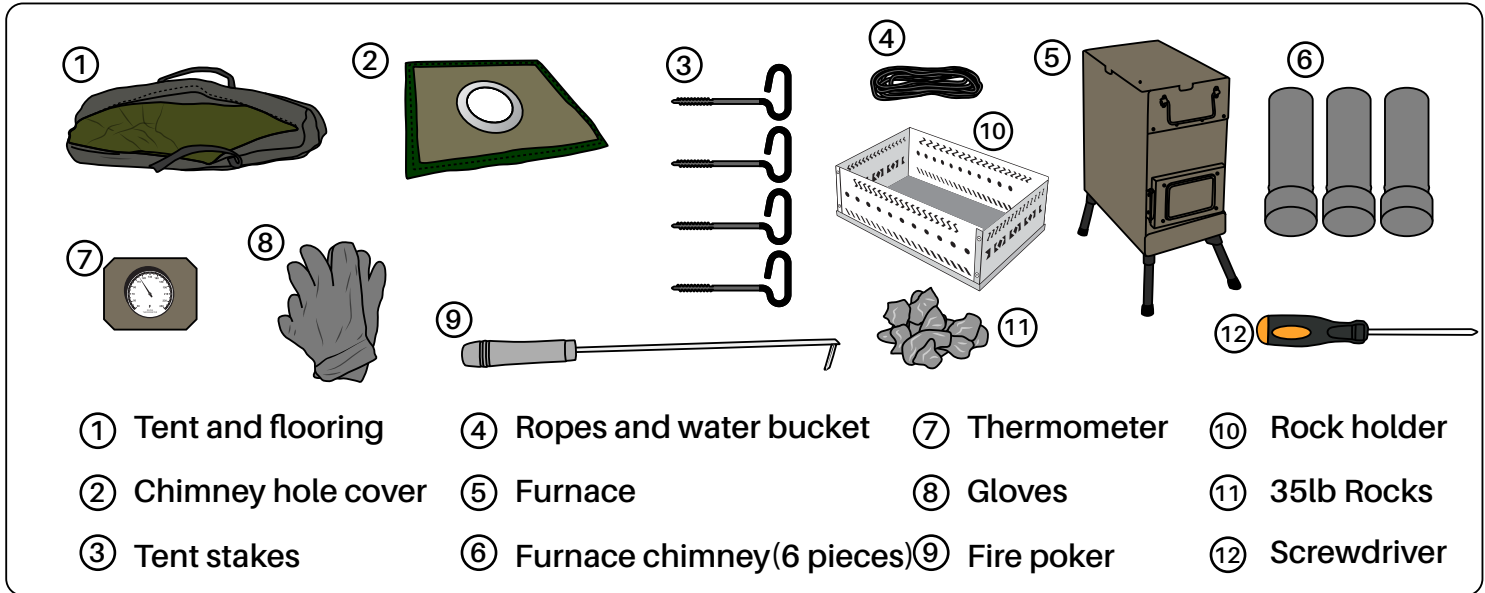
**Scan to Watch
Instructional Videos**



HOW TO USE YOUR SAUNA

1. Open your packages and ensure all items are included.

Included



2. Break in the furnace. VERY important. DO NOT SKIP!

Your furnace is fresh off the manufacturing line and needs to be broken into. What this means is you need to run the furnace OUTSIDE of the tent before using the furnace for the first time. Breaking in your furnace before using it in your tent will both burn off any cleaning chemicals used to clean the unit during the manufacturing process and warp the metal into its final resting place.

The sauna cage and rocks also need to be preheated to insure safe use.

How to break in the Furnace:

Instructional video available on website

i. Take everything out of the furnace, including the chimney pieces, and check ashtray for the fire poker, gloves, screwdriver, air intake knob and thermometer. Make sure it is completely empty before starting the fire.

ii. Pop out the furnace legs and place the stove in a well-ventilated outdoor area on your preferred surface. **Failure to unfold legs will result in leg caps melting.** Set up your rock cage with the tools provided and set it on top of the furnace with the tongues pointing down and "s" symbol up. Rinse the rocks and place into the cage.

iii. Assemble the chimney by fitting the pieces into each other.

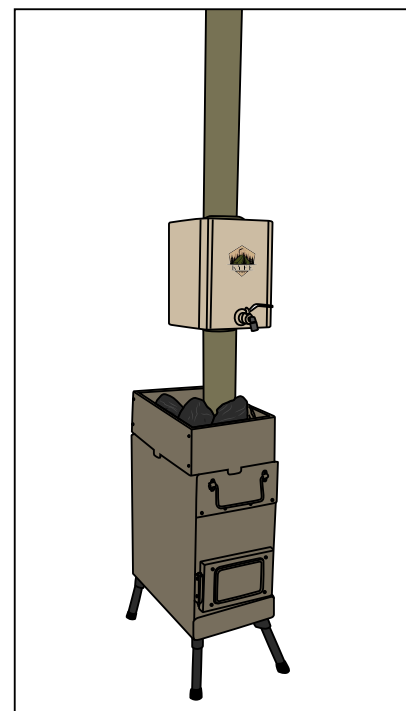
iv. Attach the chimney to the furnace one piece at a time until it is fully assembled. Press down firmly so it fits in snugly. Install the water heater (sold separately) between the first and second pipe.

v. Screw on the ashtray knob and open the air intake vent on your furnace so that the maximum amount of air can get in. Light a fire in the furnace using fire starter or torch.

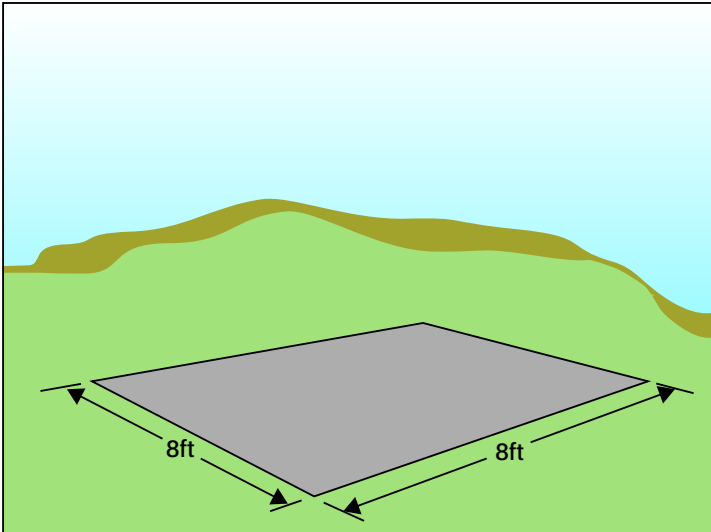
vi. Once the fire gets going you may hear pops and crackles coming from the furnace. It will also start to change color. Do not worry, this is all normal and part of the "break-in" process.

vii. Let the fire run for at least 2 hours and then completely burn out and cool down before disassembling the chimney and moving the furnace into your tent.

viii. Congrats! You have now broken-in your furnace and it is ready to use in your tent!



3. Assemble the tent



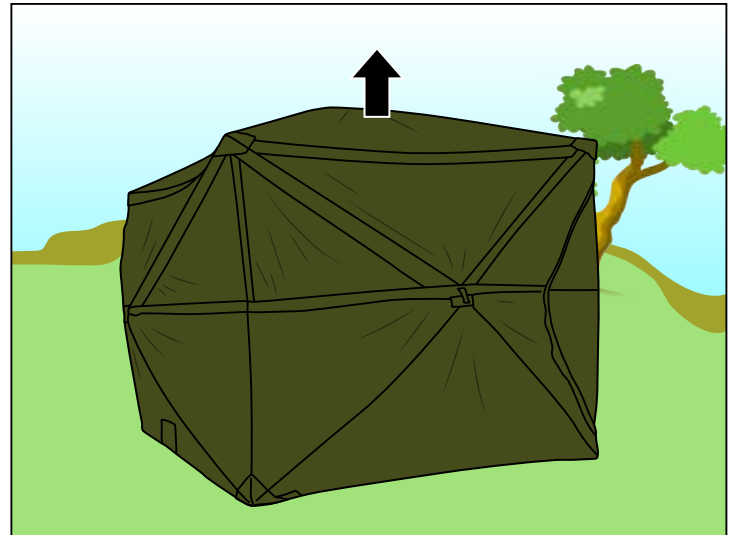
- Find a level, well-ventilated 8ft X 8ft area outside on your preferred surface.



- Begin erecting the tent by pulling on one of the 4 tent pull handles.



- Pull forcefully until the tent wall pops out into place.
- Repeat for the remaining 3 tent walls.

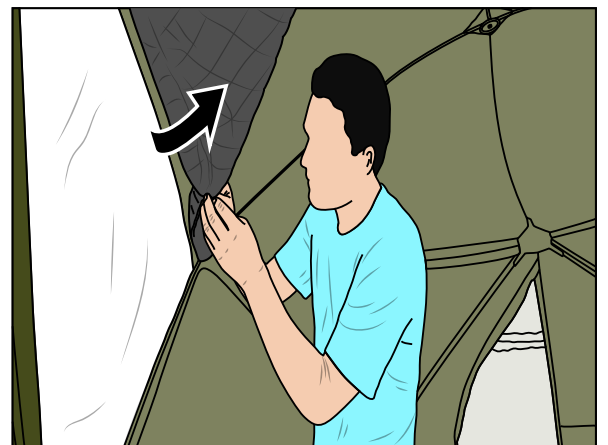


- Then, enter the tent and push up the ceiling point to pop the roof into place.

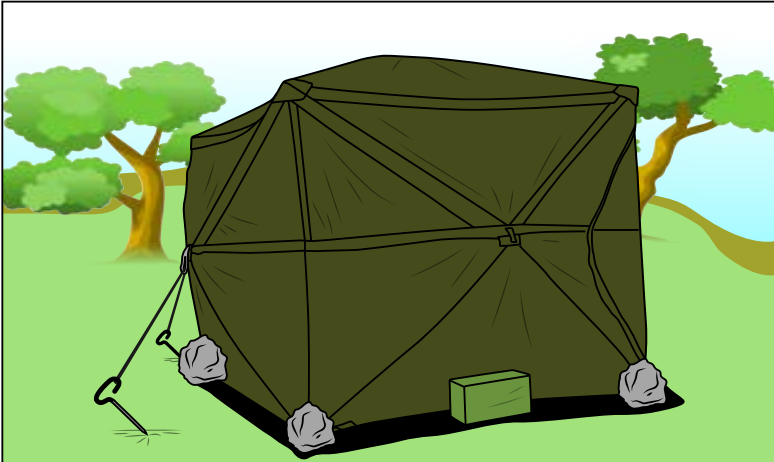
- Remove fabric window coverings, roll them up and secure with the attached ties.

- Make sure every side of your tent is at least 2 feet away from any major structures or objects.

Now is the time to position the tent so plan out where you want to enter/exit the tent. Be mindful of your chimney placement, avoid any trees or other obstructions that could catch fire. Avoid using the door near the furnace for general use, only use it for emergencies.

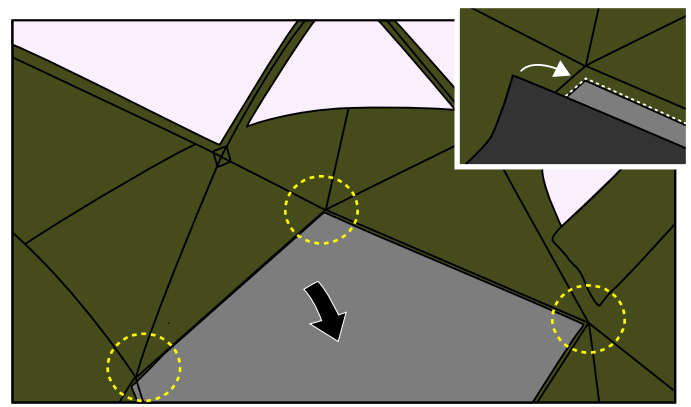


4. Make sure your tent is anchored to the ground.




- Place weights (like rocks, bricks, cinder blocks, wood, etc.) onto the exterior tent skirt and use the included stakes and ropes to secure the tent to the ground.

5. Add the flooring

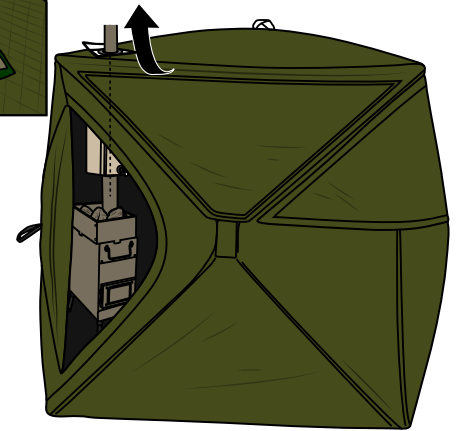



- Add the flooring provided to help contain the heat in the sauna. All 4 edges of the flooring is attached by velcro at all 4 corners of the tent skirt. This step is optional and if flooring is used be careful with the ashes from the furnace because it will burn a hole through the flooring fabric.

5. Install the stove in your tent.

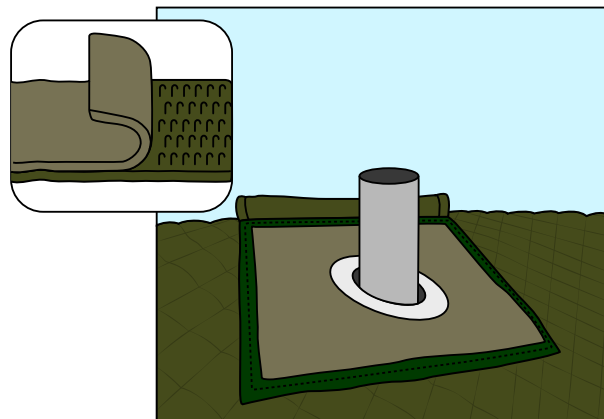


- Make sure you have "broken-in" your furnace (see: step #2) and that it has completely cooled down before attempting to install it in your tent.
- Disconnect the chimney from the furnace and carry it into the tent using the carrying handles.
- Place the furnace directly below the hole opening in the tent ceiling and ensure that the furnace door is facing the open area of the tent.



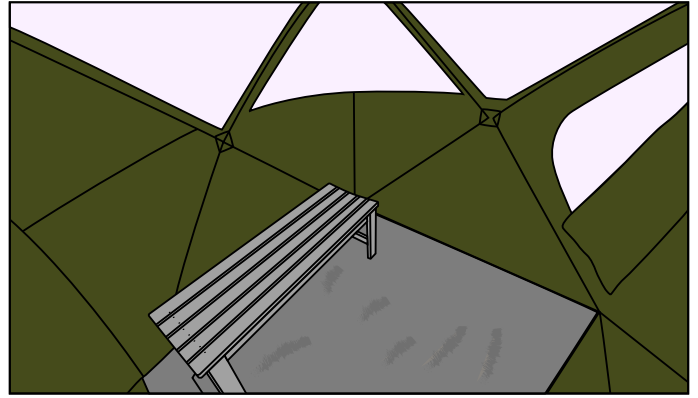
- Lift the fabric hole cover and attach the chimney holder to the velcro square on the roof of the tent.
- Fix the chimney pipe back onto the top of the furnace.

- Lastly, ensure the chimney holder is secured to the top of the tent by pressing it down firmly on the roof so that the velcro is secured. Be sure to roll up the fabric cover and secure with the tie to avoid burning it on the pipe.



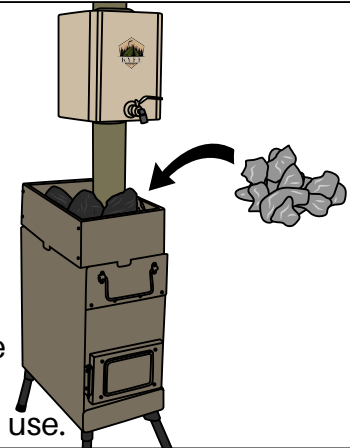
6. Bring seating into your tent.

- Carry your seating into the tent and place it along the tent wall furthest from the furnace.
- If you are using your own seating, only use wood benches or chairs and never use seating that contains metal components to avoid burns or other injury.




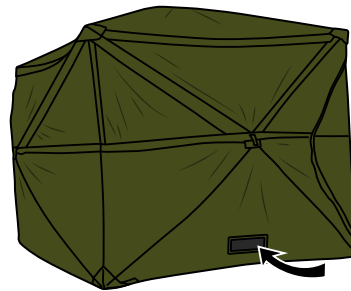
7. Place the rock holder and rocks on top of the furnace.

- The rocks holder will require some very light assembly using the included screws. Place on top of the furnace with the tongues pointed down and "s" symbols up.
- Screw together so the walls lock into place.
- Rinse off the sauna rocks and then add them to the rock holder.
- Because the sauna rocks are mined directly from the mountains, some rocks have layers inside and may break when heated due to inconsistent density so it is recommended to preheat the rocks before use.



8. Fire up the furnace.

- Open the fresh air intake vent at the bottom of your tent. Keep this vent open at all times.
- Then slide the control vent on your furnace to the fully open position so that the maximum amount of air can flow in.
- Finally, light a fire in the furnace using fire starter or a torch, ignite kindling and 2-3 logs of dry firewood.
- Keep the rectangular vent at the bottom of your tent open at all times while in use.



9. Regulate the temperature in your tent.

You can regulate the temperature inside your tent by:

- i. Adding more wood to the furnace (increases heat) angle the logs upward to maximize capacity.
- ii. Adjusting the control vent to increase or decrease air flow into the furnace (more airflow = hotter burning fire).
- iii. Opening and closing the tent doors and windows.

10. Sweat it out and KYFE!

Sit or stand in your Kyfe sauna until you break a sweat. Slowly sprinkle water over the sauna rocks to create steam and intensify heat if you wish. Add more logs to the fire to increase the heat. Remember to always use the included glove when touching the furnace door. Let the fire in the stove naturally burn out every time you use Kyfe sauna and never attempt to move the furnace before it has fully cooled down. Keep the rectangular vent at the bottom of your tent open at all times when using Kyfe sauna.

WARNING

1. Do not use Kyfe sauna until you have read the operating instructions and user warnings. Serious injury, death, and/or property damage may occur.
2. Always use Kyfe sauna in accordance with all applicable national, state and local codes. Contact your local fire department for details.
3. Do not alter or modify Kyfe sauna in any manner. Doing so could result in serious injury, death, or property damage.
4. Kyfe sauna is for outdoor use only and should not be used under any circumstances indoors or in any area without proper ventilation.
5. The maximum time per kyfe session should not exceed fifteen (15) minutes
6. Kyfe sauna should never be used by anyone under the influence of drugs or alcohol or anyone experiencing and/or predisposed to the health issues further described in this pamphlet.
7. No jewelry of any type should be worn while using the Kyfe sauna.
8. Kyfe sauna must be placed at least two (2) feet away from any structure and must be erected on an even, flat, level surface of either concrete, tile, dirt, grass, turf, ice 1+ feet thick, or unvarnished wood. NOTICE: use extreme caution when using sauna on or around combustible surfaces.
9. Prior to erecting the Kyfe sauna, user must ensure that the intended area is clear of all brush, debris and branches to avoid injury and/or damage to property.
10. The Kyfe sauna should not be erected under low hanging tree branches.
11. Under no circumstances should any material, other than wood and fire starter pellets be used in the stove.
12. Water must be sprinkled slowly over the rocks as there is a risk that boiling water may spray and harm the users.
13. The gloves provided with purchase must be used at all times when operating the furnace and no area on the furnace should be touched without the gloves when in use.
14. The furnace door must remain closed at all times except when adding wood to the unit.
15. Users should not, under any circumstances, sleep in the Kyfe sauna while the furnace is operational.

EXCLUSIVE OBLIGATION

When you purchase the Kyfe sauna, you agree to assume all risks related to and/or arising from your ownership and use of the portable sauna and agree to indemnify and hold KYFE, LLC, its members, agents, affiliates, employees, and partners harmless from any and all claims brought by any person or entity against KYFE, LLC related to and/or arising from your ownership and/or use of the Sauna. This product has been designed solely for use and in the manner described in the product instruction manual.

HEALTH DISCLAIMER

The information and advice contained in this pamphlet is for informational purposes only and is not intended to replace or substitute the advice and/ or services of a physician or other licensed health care professional.

Always consult a licensed health care professional who is knowledgeable in sauna use before using a sauna.

The United States Food and Drug Administration (FDA) requires that we inform you, that Kyfe sauna should not be used, nor is it intended to serve as a diagnostic tool or treatment for any disease or medical problem and is not a substitute for regular medical care from a licensed healthcare professional.

Individual results from sauna use vary on a person-to-person basis. We do not make any claims regarding treatment, cures or prevention of disease.

All specific medical or health questions should be presented to your own physician or health care professional. If you are unsure whether sauna use is safe for you, consult your physician.

Saunas are powerful devices and monitoring your progress by a professional trained in sauna use is always advisable.

Kyfe sauna is not registered with the FDA as a medical device. No information or statement about Kyfe sauna has been evaluated by the FDA or clinically tested in the prevention or treatment of any disease.

KYFE LLC, its members, agents, affiliates, employees, and partners assume no responsibility and shall not be liable for any circumstances arising out of your use or misuse of the Kyfe sauna. You agree to hold KYFE, LLC harmless from any and all liability for all claims for damages due to injuries, including attorney fees and costs, incurred by you or caused to third parties by you, arising out of your use or misuse of the Kyfe sauna.

Sauna therapy can be dangerous and even fatal for some people under some circumstances. If you are considering sauna therapy, you must first seek the advice of your health care provider about sauna therapy and should also become educated as to the proper use of sauna, preparations for doing sauna therapy, as well as fully understanding the risks involved in sauna therapy.

Risks include but are not limited to: cardiac failure, stroke, fainting, headache, nausea, weakness, rashes, hot flashes, dehydration, exacerbation of neurological symptoms, and even death.

Variables of sauna therapy such as health condition of the user, duration of sauna therapy, proper hydration, electrolyte and mineral balance and restoration must be properly considered and needed before proceeding with sauna therapy.

Each session/round of Kyfe sauna should never exceed more than fifteen (15) minutes in duration. Take breaks outside the tent in between rounds.

Kyfe Sauna should not be used by the elderly, persons under the age of 18 years old, pregnant women, persons under the influence of drugs or alcohol, or persons suffering from the following medical issues: alcohol and drug dependency, cardiovascular problems, diseases associated with an impaired ability to sweat, fever, heat insensitivity, or hemophilia.

The use of certain medications may affect your ability to use the sauna consult with your physician if you are taking medications and are unsure of how they may interact with heat therapy.

Kyfe sauna must be assembled and used as directed in the product instruction manual.

The furnace must be stored in the closed tent or in a dry, cool interior space when not in use.

LIMITATION OF LIABILITY:

EXCEPT FOR THE LIMITED WARRANTY EXPLICITLY PROVIDED HEREIN, YOU ACKNOWLEDGE AND AGREE THAT THE PRODUCT IS PROVIDED ON AN "AS-IS" BASIS AND WITHOUT WARRANTY OF ANY KIND, INCLUDING, BUT NOT LIMITED TO, WARRANTIES OF TITLE, MERCHANTABILITY, ACCURACY, FITNESS FOR A PARTICULAR PURPOSE, SECURITY, AND NON-INFRINGEMENT.

WHEREVER PERMITTED BY LAW, YOU ACKNOWLEDGE THAT KYFE LLC WILL NOT BE HELD RESPONSIBLE OR LIABLE FOR ANY CLAIMS, DAMAGES, JUDGMENTS, CHARGES, OR FEES ARISING OUT OF OR RELATED TO YOUR USE OR MISUSE OF THE PRODUCT, INCLUDING, BUT NOT LIMITED TO, COMPENSATORY DAMAGES, CONSEQUENTIAL DAMAGES, SPECIAL DAMAGES, INCIDENTAL DAMAGES, PUNITIVE DAMAGES, EXEMPLARY DAMAGES, COSTS AND ATTORNEYS' FEES

YOU ACKNOWLEDGE THAT YOUR USE OF THE PRODUCT IS AT YOUR SOLE RISK AND THAT KYFE'S LIABILITY IS LIMITED TO THE AMOUNT THAT YOU PAID FOR THE PRODUCT OR \$100, WHICHEVER IS LESS.

SOME JURISDICTIONS DO NOT ALLOW AN EXCLUSION OF IMPLIED WARRANTIES_ IF YOU ARE LOCATED IN SUCH A JURISDICTION, YOU ARE ADVISED TO SEEK LEGAL ADVICE TO DETERMINE IF THIS EXCLUSION APPLIES TO YOU.

KYFE LLC WILL NOT BE LIABLE TO YOU UNDER ANY LEGAL THEORY, WHETHER IN WARRANTY, CONTRACT, STRICT LIABILITY, TORT, OR NEGLIGENCE, FOR ANY DAMAGES, CLAIMS, INJURIES, JUDGMENTS, COSTS, OR LIABILITIES OF ANY KIND ARISING OUT OF OR RELATED TO YOUR USE OR MISUSE OF PRODUCTS PURCHASED THROUGH THE WEBSITE, INCLUDING, BUT NOT LIMITED TO, PERSONAL INJURY, DAMAGE TO PROPERTY, LOSS OF BUSINESS, LOSS OF INCOME, SPECIAL DAMAGES, INCIDENTAL DAMAGES, CONSEQUENTIAL DAMAGES, PUNATIVE DAMAGES, OR EXEMPLARY DAMAGES, WHETHER FORESEEABLE OR UNFORESEEABLE.

WARRANTY INFORMATION

1 YEAR MANUFACTURER WARRANTY:

KYFE, LLC ("KYFE") provides to the original purchaser of the KYFE (the "Purchaser") a one (1) year Limited Manufacturer's Warranty that protects the original purchaser only against manufacturing defects or issues in workmanship and/or materials that may have been caused during production. This Limited Manufacturer's Warranty applies only to defects in material and/or workmanship of the furnace, its components, and/or the tent (collectively, the "Covered Items"). In the event of a manufacturer's defect, KYFE, LLC will repair or replace the Covered items with the same or similar item or refund the covered Items at its discretion. This Limited Manufacturer's Warranty does not cover normal wear and tear or accidents. Only original materials and workmanship are covered by this warranty.

This Limited Manufacturer's Warranty shall apply exclusively to the Covered Items and shall not include any other items included with the Kyfe sauna, including but not limited to, the gloves, rocks, rocks holder, thermometer, and water bucket & ladle.

All warranty qualifications and disclaimers shall apply during the one (1) year warranty term. This Limited Manufacturer's Warranty shall be invalid, and shall not apply if, KYFE, LLC determines, in its sole discretion, that the Covered Items have been damaged because of a modification or alteration made by a Purchaser or user of the Kyfe sauna.

The furnace & tent included with the KYFE Sauna must be stored in an interior space during extreme weather. This Limited Manufacturer's Warranty shall be invalid and shall not apply in the event that KYFE, LLC determines, in its sole discretion, that damage to the furnace or tent and/or its components was caused by prolonged exposure to extreme weather.

This Limited Manufacturer's Warranty shall also not apply and shall be invalid if KYFE, LLC determines, in its sole discretion that, the furnace or tent or any of its components have been damaged due to negligence, misuse, abuse, attempted repair, improper assembly, or any other reason including, but are not limited to:

(i) installation on any surface other than as described in the product instruction manual; (ii) damage due to prolonged exposure to extreme weather; or (iii) use in a manner inconsistent with the use and instructions as set forth in the product instruction manual.

This Limited Manufacturer's Warranty shall be invalid and no refund or replacement shall be made to a Purchaser prior to the actual receipt, inspection, and confirmation by KYFE, LLC that the returned Kyfe sauna has no damage other than a defect in the material and/or workmanship of the Covered Items.

KYFE, LLC reserves the right to refuse to replace the product or refund all or a portion of the purchase price if KYFE, LLC determines in its sole discretion, that Purchaser has failed to fully comply with any of the terms and conditions of this Limited Manufacturer's Warranty.

The Purchaser, upon return of the Kyfe sauna to KYFE, LLC, pursuant to this Limited Manufacturer's Warranty, shall include a copy of the sales receipt, with original date of purchase. This Limited Manufacturer's Warranty shall be invalid in the event that KYFE, LLC determines, in its sole discretion, that the proof of purchase has been altered, erased, or forged.

Purchaser shall be solely responsible for the prepayment of all shipping costs associated with the return of the Kyfe sauna to KYFE, LLC including, export taxes, customs duties, or any other charges, fees, and/or taxes.

This Lifetime Manufacturer's Warranty shall be valid only if Purchaser returns to KYFE, LLC the Kyfe sauna and all items included with the Kyfe sauna at the time of sale.